



Jesus Washed the Disciples' Feet

Secret Code

Each number stands for a letter of the alphabet. Write the correct letter in the blank to find the coded words and phrase.

Code key

A 1	J 10	S 19
B 2	K 11	T 20
C 3	L 12	U 21
D 4	M 13	V 22
E 5	N 14	W 23
F 6	O 15	X 24
G 7	P 16	Y 25
H 8	Q 17	Z 26
I 9	R 18	

23 1 20 5 18

4 18 9 5 4

19 21 16 16 5 18

20 5 1 3 8 5 18

20 15 23 5 12

What did Jesus say the disciples ought to do?

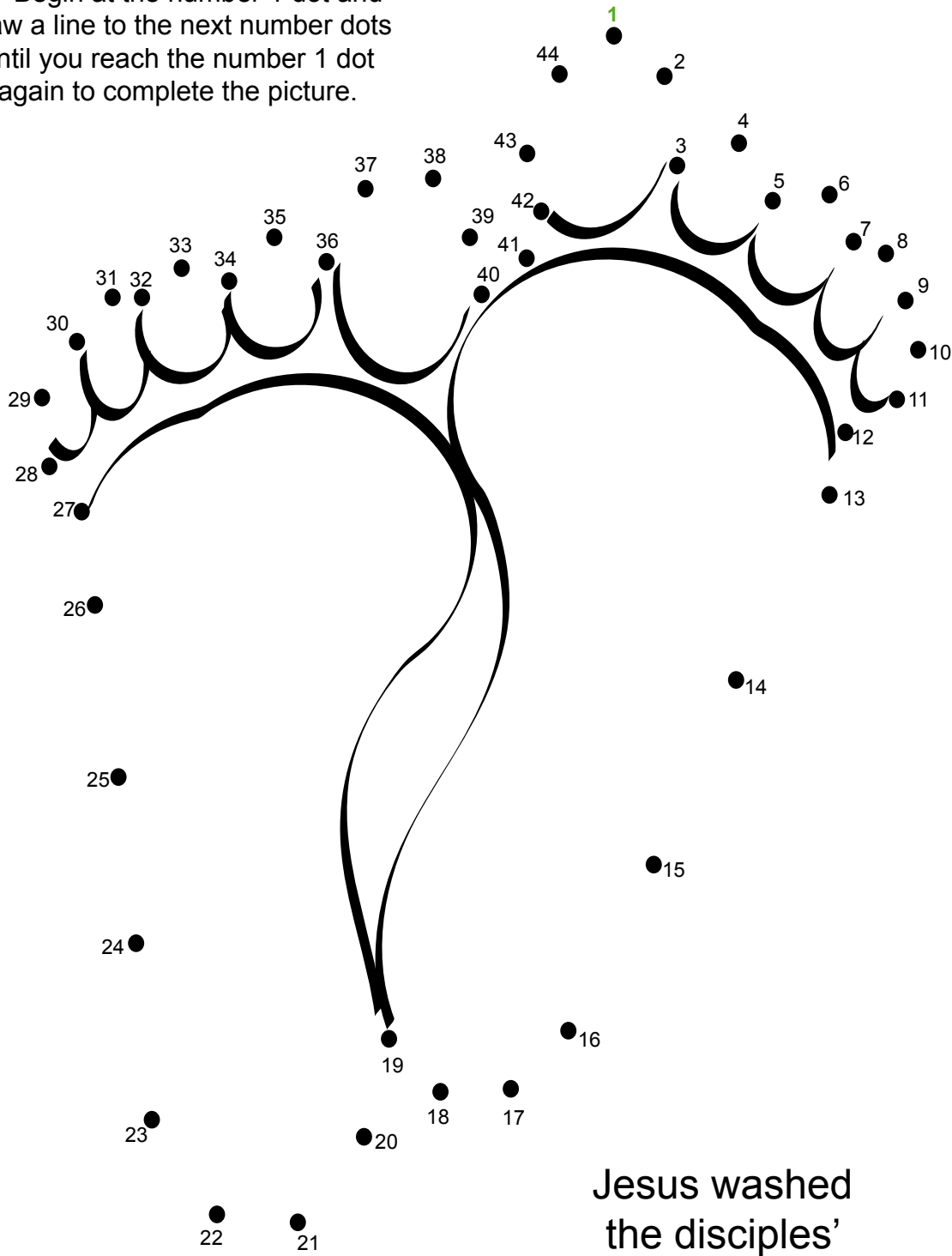
23 1 19 8 15 14 5

,

1 14 15 20 8 5 18 19 6 5 5 20

Connect the Dots

Begin at the number 1 dot and draw a line to the next number dots until you reach the number 1 dot again to complete the picture.



_____ .

Spot the Differences for Jesus Washed the Disciples' Feet

Compare the picture on the top with the picture on bottom. Circle the 12 things that are different.



Jesus Washed the Disciples' Feet Word Search

Find the words on the list that are hidden in the puzzle. The words can be left to right, up and down, or diagonally.



BASIN

DISCIPLES

DRIED

FEET

ROBE


SUPPER

TEACHER

TOWEL

WASHED

WATER



Jesus Washed the Disciples' Feet Bible Craft



Bible Story: Jesus Washed the Disciples' Feet

Bible Text: John 13:4-5, 12-15

Suggested Learning Outcome: This fun paint craft will help children remember how Jesus served others and how we should serve others also.

Supplies List:

- Construction paper
- Paint
- Baby wipes for clean up

Instructions:

Step 1. Assist children with covering the bottom of one foot with washable paint. Allow the child to use the foot to make a footprint on the construction paper.

Wash their foot and then do the other foot placing the heel of the second foot over the heel of the first print to create a heart shape.

Allow to dry, and then assist children with writing the words, "Serve One Another Through Love" around the foot prints (see image).



Jesus Washed the Disciples' Feet Secret Code

Each number stands for a letter of the alphabet. Write the correct letter in the blank to find the coded words and phrase.

W A T E R
 23 1 20 5 18

D R I E D
 4 18 9 5 4

S U P P E R
 19 21 16 16 5 18

T E A C H E R
 20 5 1 3 8 5 18

T O W E L
 20 15 23 5 12

Code key

A 1	J 10	S 19
B 2	K 11	T 20
C 3	L 12	U 21
D 4	M 13	V 22
E 5	N 14	W 23
F 6	O 15	X 24
G 7	P 16	Y 25
H 8	Q 17	Z 26
I 9	R 18	

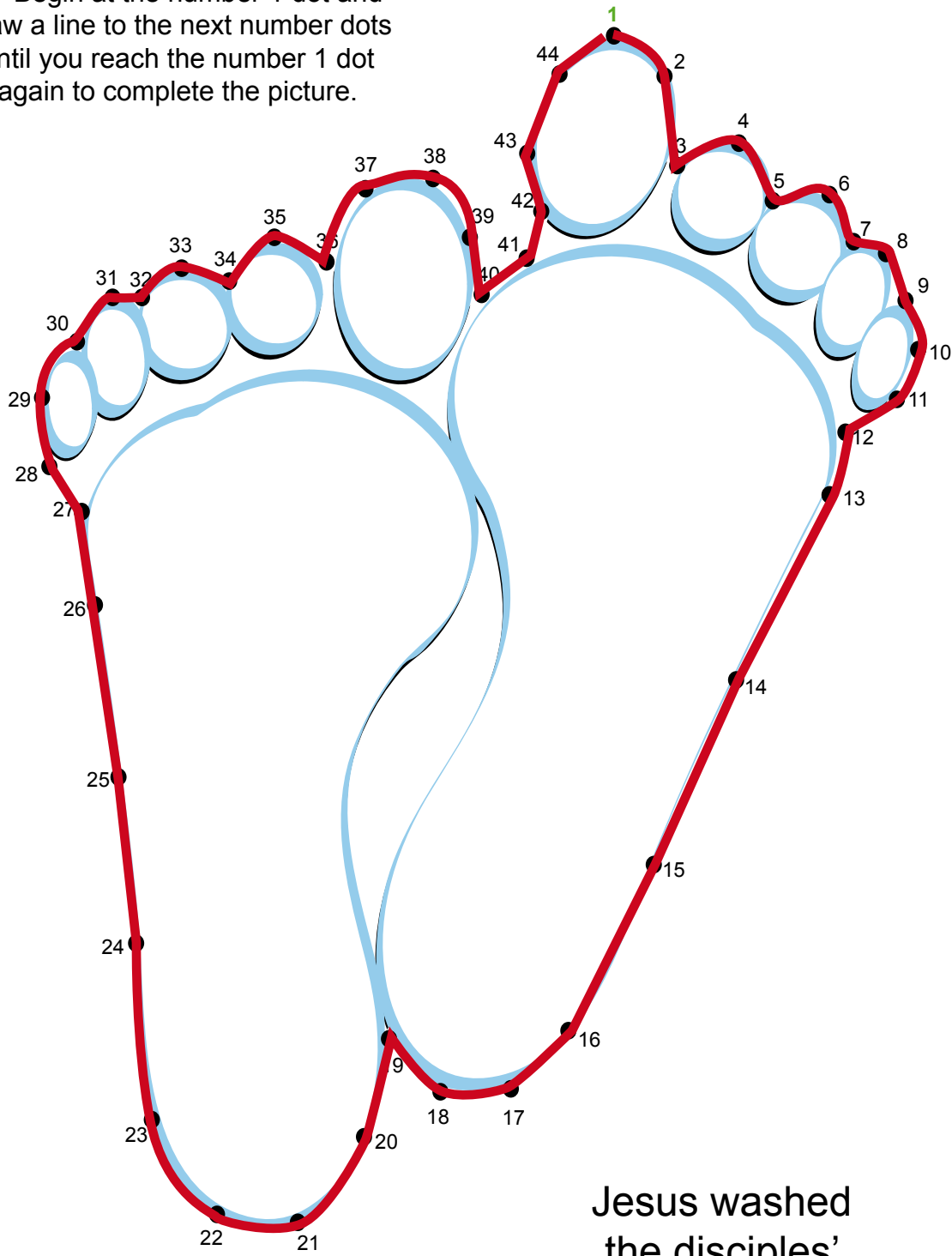
What did Jesus say the disciples ought to do?

W A S H O N E
 23 1 19 8 15 14 5

A N O T H E R S F E E T
 1 14 15 20 8 5 18 19 6 5 5 20

Connect the Dots

Begin at the number 1 dot and draw a line to the next number dots until you reach the number 1 dot again to complete the picture.



Jesus washed
the disciples'

 .

Spot the Differences for Jesus Washed the Disciples' Feet

Compare the picture on the top with the picture on bottom. Circle the 12 things that are different.



Jesus Washed the Disciples' Feet Word Search

Find the words on the list that are hidden in the puzzle. The words can be left to right, up and down, or diagonally.



- BASIN
- DISCIPLES
- DRIED
- FEET
- ROBE
- SUPPER
- TEACHER
- TOWEL
- WASHED
- WATER

